




## How to Create a Team

### Table of Contents


A. Create a Team.....	2
B. Optional Page Customizations.....	7

## A. Create a Team

1. On the Virtual Walkathon website, click on **[Register]**.



2. You will be redirected to the registration form through CanadaHelps. Click **[Create a Team]**.



3. Fill in your personal details. If you already have an account with CanadaHelps, you will be directed to the "Create Your Personal Fundraising page" upon login.



### Join The 23rd Annual Walk for Wing Kei (Hybrid Edition)

It's easy! Follow the simple steps. In minutes, you'll be ready to get started making a real difference.

1 of 2

EMAIL\*

Your email address

ACCOUNT TYPE

Personal

COMPANY NAME

Enter a company name

FIRST NAME\*

Your first name

LAST NAME\*

Your last name

ADDRESS

4. Remember to read through, accept the waiver, and choose the T-shirt size before clicking [Continue].

WAIVER

I hereby agree/on behalf of my minor child agree/on behalf of the team member listed herein agree that: (1) I acknowledge that participation in the 23rd Wing Kei Annual Walkathon (hereafter referred to as "the Walk") exposes me/my minor child (hereafter collectively referred to as "the Participants") to many risks, including some resulting from the negligence of the Organizer of the Walk. In consideration of the Participants' participation in the Walk, I voluntarily assume all such risks including personal injury and property damage on behalf of the Participants, and I do release, discharge and indemnify the Chinese

I HAVE READ, UNDERSTOOD, AND AGREED WITH THE TERMS AND CONDITIONS OF THE ABOVE WAIVER

T-SHIRT SIZE (FOR INDIVIDUALS WITH OVER \$100 IN PLEDGES OR TEAM PARTICIPANTS)

Select

Yes, I'd like to receive email communications from Wing Kei. I understand I can withdraw my consent at anytime. For more details, please [contact us using the following information](#).

Continue

5. Fill in the details of your Fundraising Page including Page Name, your Fundraising Goal, an image of yourself with Walkathon signage or participating, and your Fundraising Story. Once completed, click [**Continue**] to create your Team's page.

## Create Your Personal Fundraising Page

This is the page you'll share with friends and family for supporting your personal participation in the campaign

2 of 2

### YOUR PERSONAL FUNDRAISING PAGE NAME\*

### GOAL AMOUNT

### FEATURED IMAGE



Remove

### FUNDRAISING STORY

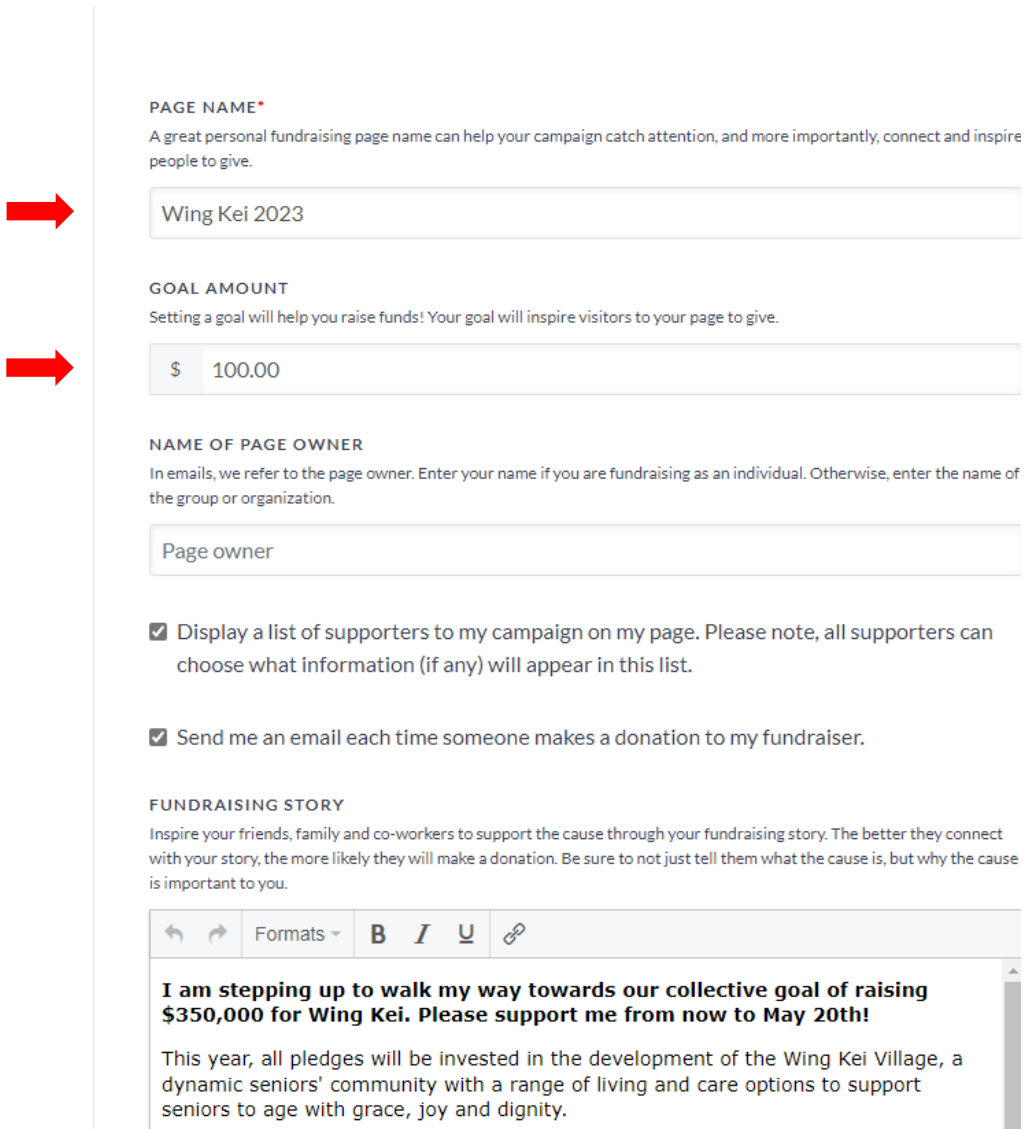
← → Formats **B** *I* U

**I am stepping up to walk my way towards our collective goal of raising \$350,000 for Wing Kei. Please support me from now to May 20th!**

This year, all pledges will be invested in the development of the Wing Kei Village, a dynamic seniors' community with a range of living and care options to support seniors to age with grace, joy and dignity.

Wing Kei exists to create nurturing communities where seniors find social connection, emotional fulfilment, belonging and safety as their health and personal care needs change over time. Wing Kei is a non-profit organization and relies on the generosity of the community.

6. On the “Create Your Team Page”, fill in your Team Name, team Fundraising Goal, an image with Walkathon signage or participating, and your Fundraising Story. Once completed, click [Continue].



**PAGE NAME\***  
A great personal fundraising page name can help your campaign catch attention, and more importantly, connect and inspire people to give.

Wing Kei 2023

**GOAL AMOUNT**  
Setting a goal will help you raise funds! Your goal will inspire visitors to your page to give.

\$ 100.00


**NAME OF PAGE OWNER**  
In emails, we refer to the page owner. Enter your name if you are fundraising as an individual. Otherwise, enter the name of the group or organization.

Page owner

Display a list of supporters to my campaign on my page. Please note, all supporters can choose what information (if any) will appear in this list.

Send me an email each time someone makes a donation to my fundraiser.

**FUNDRAISING STORY**  
Inspire your friends, family and co-workers to support the cause through your fundraising story. The better they connect with your story, the more likely they will make a donation. Be sure to not just tell them what the cause is, but why the cause is important to you.

← → Formats **B** *I* U 

**I am stepping up to walk my way towards our collective goal of raising \$350,000 for Wing Kei. Please support me from now to May 20th!**

This year, all pledges will be invested in the development of the Wing Kei Village, a dynamic seniors' community with a range of living and care options to support seniors to age with grace, joy and dignity.

7. Once your Personal Fundraising Page and Team Fundraising Page are live, you can begin to customize your Team Page including who can join your Team in [**Details**]. You can also change your Team Name, Team Fundraising Goal, or Fundraising Goal on this page. Once you've made your changes, click [**Save**].

Welcome **Details** Images & Videos Donations

**PAGE NAME\***  
A great personal fundraising page name can help your campaign catch attention, and more importantly, connect and inspire people to give.

Wing Kei 2023

**GOAL AMOUNT**  
Setting a goal will help you raise funds! Your goal will inspire visitors to your page to give.

\$ 100.00

**NAME OF PAGE OWNER**  
In emails, we refer to the page owner. Enter your name if you are fundraising as an individual. Otherwise, enter the name of the group or organization.

Page owner

## B. Optional Page Customizations

To share images or videos of your fundraising efforts or participation, click [**Images & Videos**]. The Featured Image will be displayed next to your Fundraising Story. Additional Images will be shown in your Fundraising Page's Gallery. Videos must be uploaded to YouTube or Vimeo to be added to your Page.

**Wing Kei 2023**  
In support of The 23rd Annual Walk for Wing Kei (Hybrid Edition) on behalf of Wing Kei

Welcome Details **Images & Videos** Donations

**FEATURED IMAGE**  
Make your page more impactful by including a featured image that relates to the reason for your fundraising or the cause.



Remove

---

**Images**

Images added here must be selected as part of a Media Carousel to display on your campaign page. Image must be at least 400px x 400px, but no larger than 5000px x 5000px. Supported formats include JPG, PNG and GIF.

**Videos**

Videos added here must be selected as part of a Media Carousel to display on your campaign page. Please add the page URL from Youtube or Vimeo e.g. <http://www.youtube.com/watch?v=o7Jxi0ZdzB0>

**URL**  
Please add the page URL from Youtube or Vimeo e.g. <http://www.youtube.com/watch?v=o7Jxi0ZdzB0>

➔

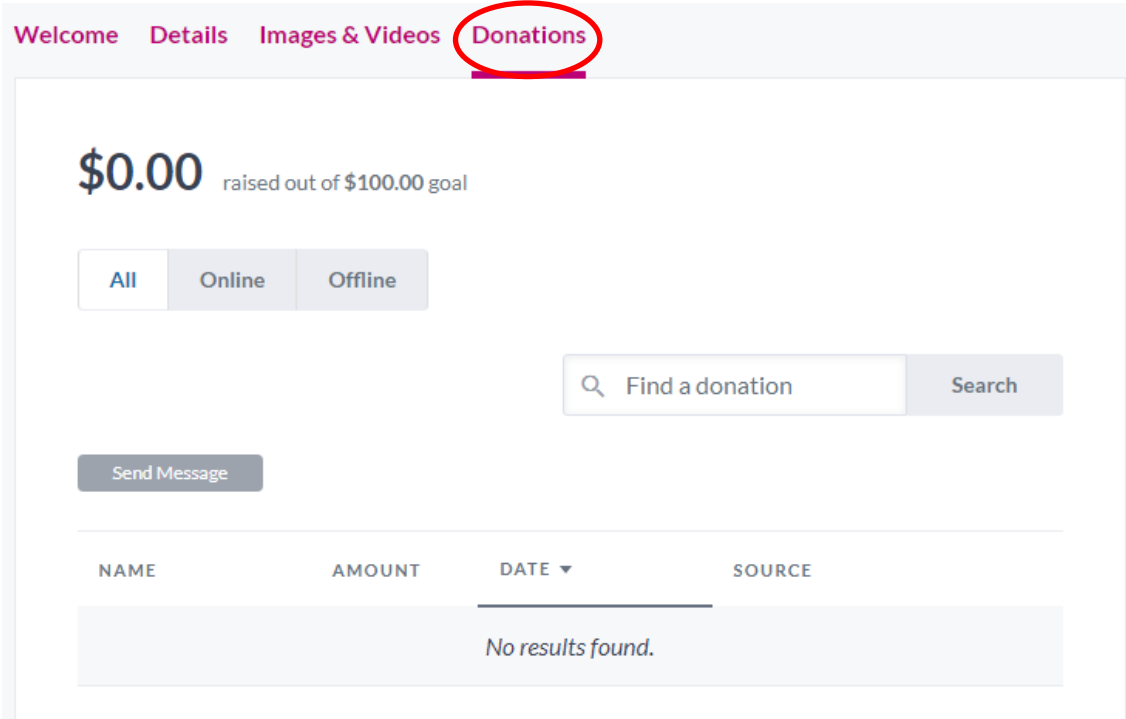
**TITLE**

**CAPTION**

Remove

---

Under [Donations], you can review your Online and Offline donations and send a message to your Donors to thank them for helping you with your fundraising goal. You can also keep track of your progress in reaching your fundraising goal.



Welcome Details Images & Videos **Donations**

**\$0.00** raised out of \$100.00 goal

All Online Offline

Find a donation Search

Send Message

NAME	AMOUNT	DATE ▼	SOURCE
No results found.			

**We can't wait to see what your team will accomplish!**